



PRESTIGE PUBLIC SCHOOL

SUMMER ASSIGNMENT (2025-2026) KG-I







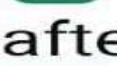

HOLIDAYSFUN TIME

Dear Parents ,

Holidays offer parents a chance to connect with their children through fun activities and quality time together. The holiday season is a perfect time to reflect on our blessing and seek out way to make life better for those around us. Prestige Public school has designed a few engaging activities and holiday homework. Help your children to do it :

- * Spend quality time together : Engage in shared activities like reading pictorial books or exploring local parks and attractions .
- Reconnect with family and friends :Organize a family gathering , having a potluck dinner , or spend time with loved ones you may not see often .
- Set aside time for hobbies and interests : Encourage your children to pursue their passions , whether it's art , music , sports or reading .

Summer Safety Precautions

-  Drink lots of water and stay hydrated.
-  Wear a hat or cap while going out.
-  Don't forget your sunscreen!
-  Avoid playing outdoors in the afternoon heat.
-  Wear light cotton clothes.
-  Wash hands before eating.

Q.1 –Write A -Z

A

Z

Q.2 - **Circle the correct beginning sound**
of the following pictures.



A

C

E



D

W

Q



C

P

E



L

F

V



Z

H

E



H

G


D



F

P

D



S

R

A



C

Z

U



S

R

A



B

P

D



H

U

K

Q.3 -

LETTER RAINDROPS


FILL IN THE MISSING BIG LETTERS

A	B	_	D	E	
_	G	_	_	J	
K	_	M	N	_	
P	Q	R	_	_	
_	V	W	_	Y	Z


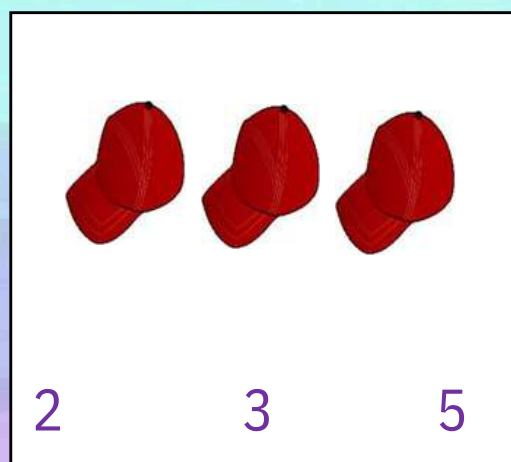
Q.4 –Write 1 to 10 (two times)

[illegible][illegible]


Q.5 -Write the missing numbers .



Q.6 –Count the pictures and circle the correct number



Q.7–Count and write the number



Q.8 - अ से अः तक □□ खो

अ				
		अः		

Q.9 -सह ४ अ ढर ढर गो ला लगा ओ



अः आ ऐ

1

इ आ ए



अं औ अः



ऊ उ अ




अ इ आ




ऐ औं ओ

Q.10 - नीचे 0 दए गए अ ढरj को ढ मानु सखुँ जूडू बू रा क


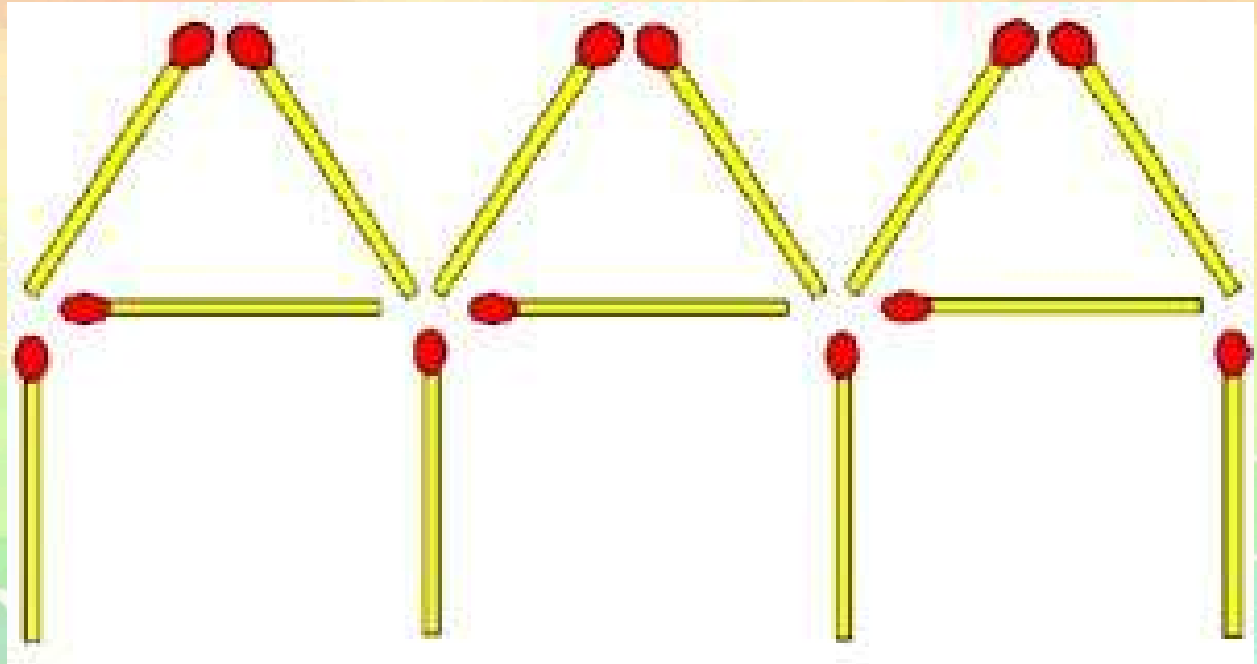
उसमे रंग भरे ।



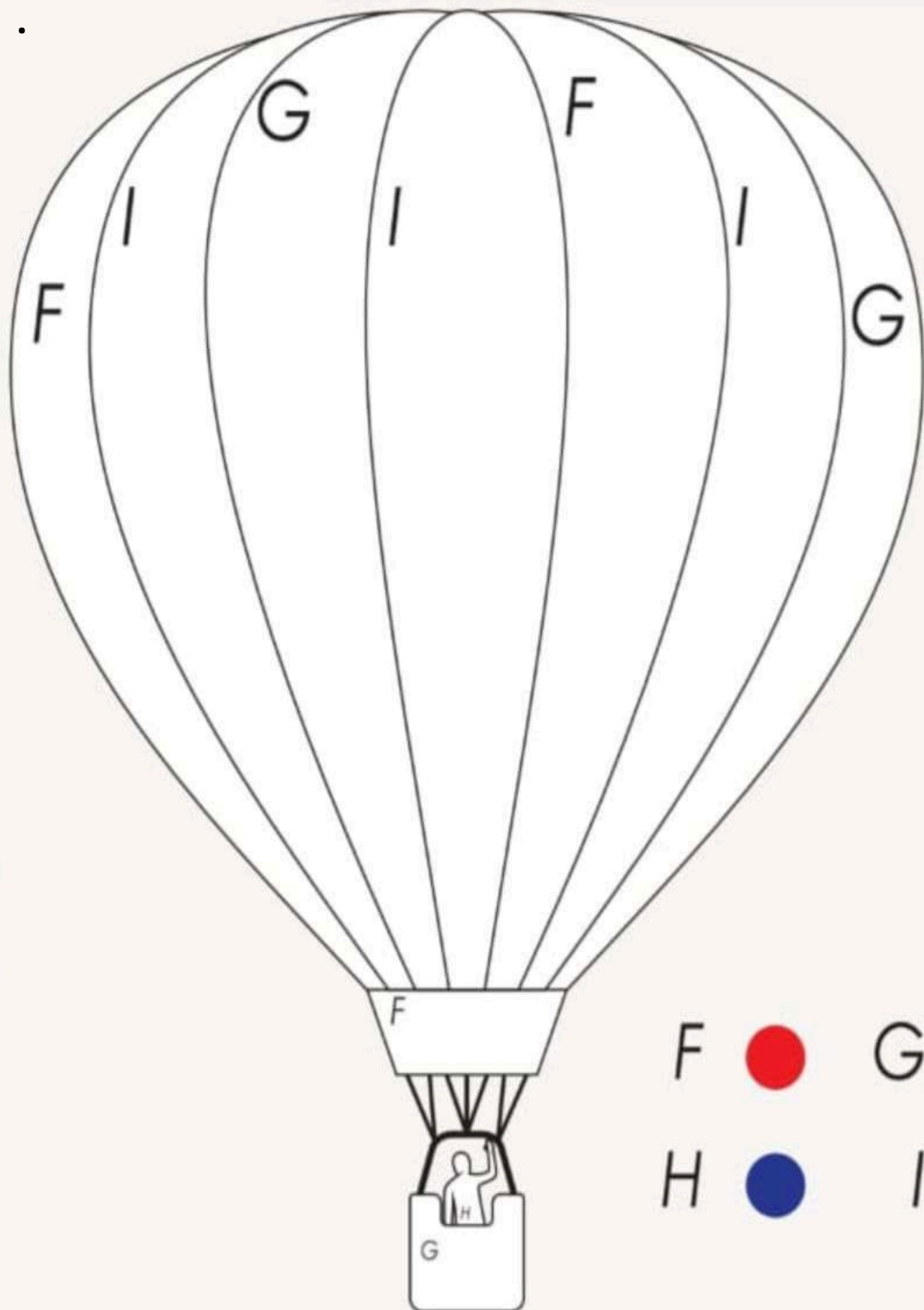
Q.1 .111- M-aMtcahtc thh eth seh ashpaeps etso tiots i tcso crroercrte c



Q.12 -Complete the pattern using matchsticks and paste it .



Q.13 -Colour the picture according to colour code



Q.14-Take a pencil and a sharpener to make pencil shavings . Paste the pencil shavings with the fevicol in the circle . Fill the appropriate colours with crayons in the stem and leaves to complete the picture .

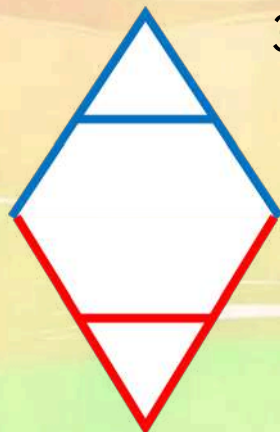


Q.15 -Draw a kite with the alphabet 'A' with the given steps and colour it .

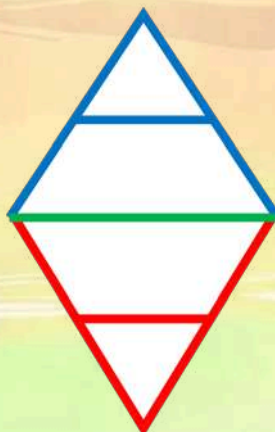
1




2




3



4



5



Q.16-Draw a bunch of grapes with the number 8 by following the given steps and colour it .

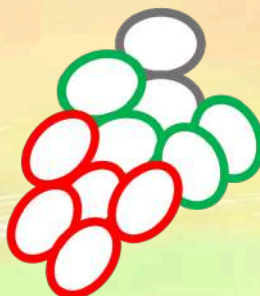
1



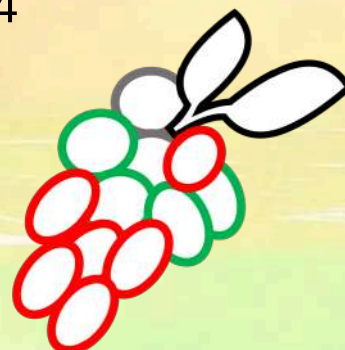
2




3



4



5



Q.17 -Findthe letter M and draw a



around it .

M N N M N N N M M

N N M N N N M M M

N M N M M M N M N

M M N M N N N N N

Q.18-Findthe letter B and draw a



around it .


B D B D D B B D B D

B B B D B B B D D B




D D D D B B B B D B

B B B D B D B D D B



Q.19 -Trace and colour



Q.20-Complete the pattern



Q.21-In each row , circle the picture that is a different colour



Q.22-Circle the same objects

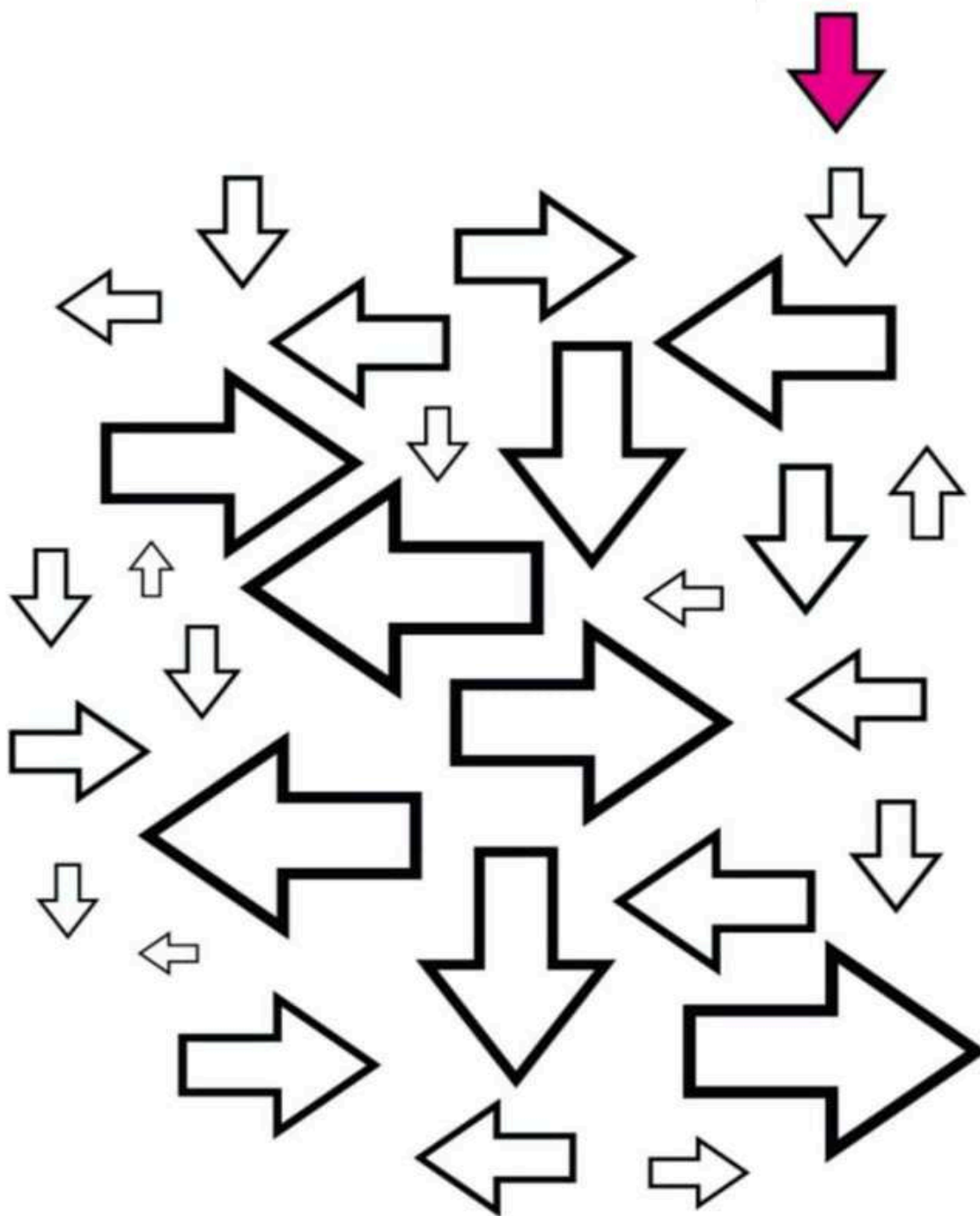


Q.23 -Draw a line to complete the best matches.

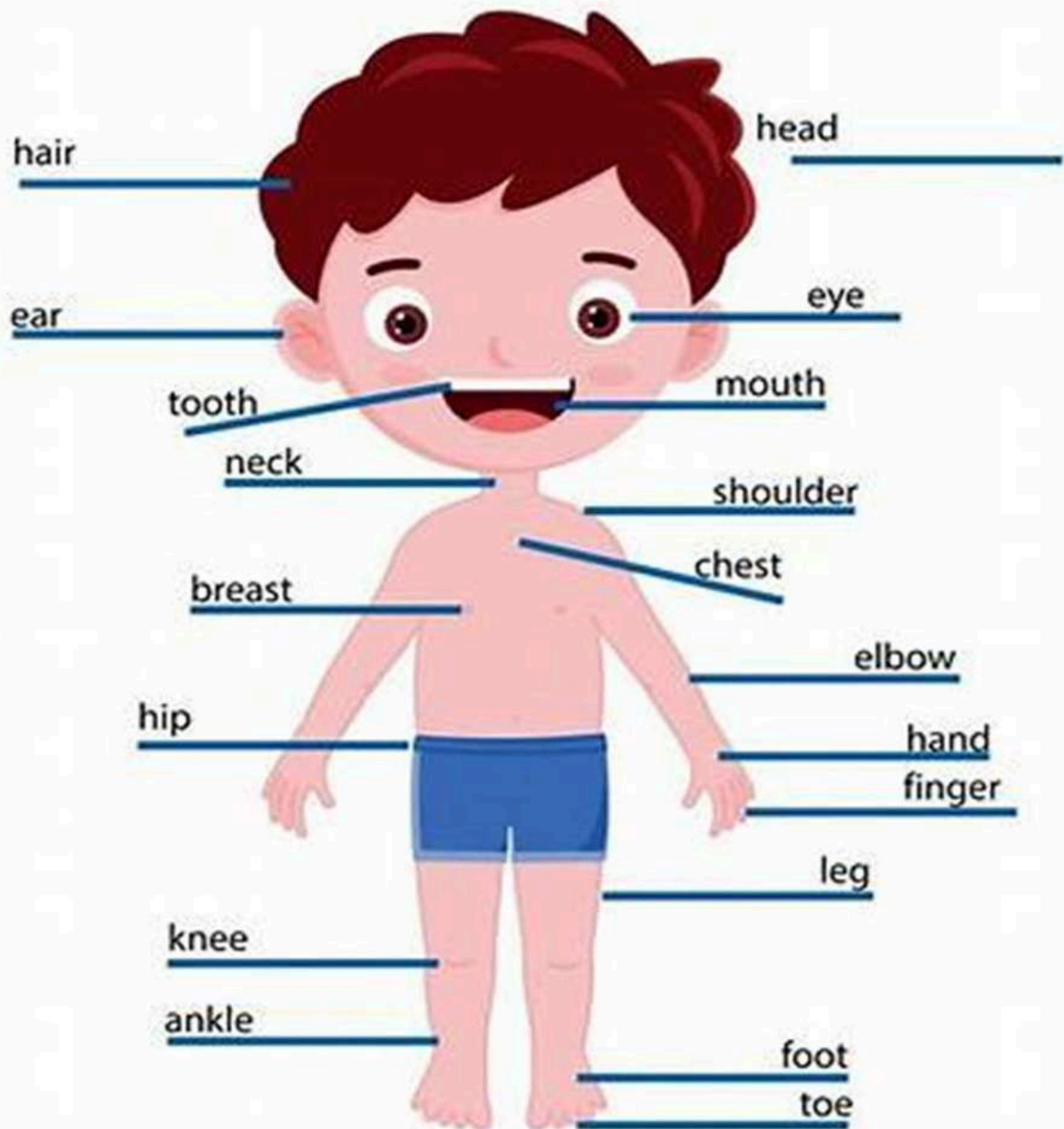


Q.24 –Colour the Down arrow

Visual Perception



Body Parts



Family



grandparents



parents



grandpa



grandma



father



mother



sister



brother




son

Q.27–Revise the actionwords

Action Words



stand



walk



run



dance



catch



throw



jump



carry

Good Habits




Wash your hands
before **eating food**



Healthy eating **habit**

Take a bath
daily



Drink plenty
of **water**

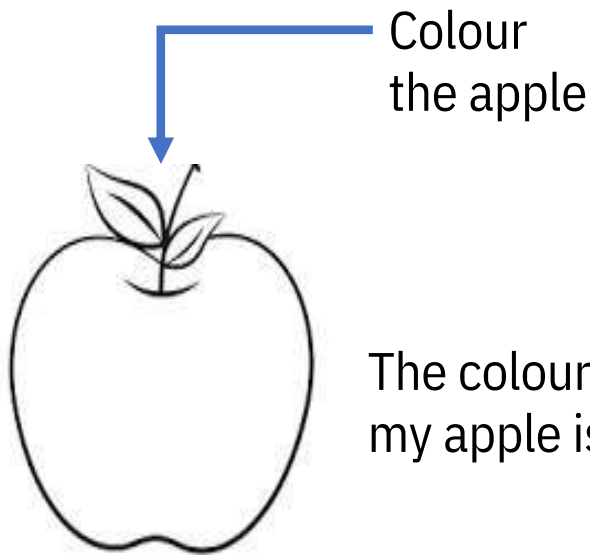


Keep your room **clean**



Habit of **sleeping**
early

Q.29. Observe and study your apple. Record your findings below



The colour of my apple is _____



Colour the cubes



My apple is _____
Cubes tall



Check how apple tastes

Sour _____ Sweet _____

PREDICT

Will your apple sink or float ?

Draw what happened ?



How many seeds are in your apple ?

Learning outcomes : Children will learn that heavy things often sink and lighter objects are more likely to float, although shape and material also matter. Children will learn that heavy things often sink and light things often float.

SCIENCE EXPERIMENT (PEPPER AND SOAP EXPERIMENT)

Age: This experiments is fun for kids and adults!

Supplies: A shallow bowl or dish (a pie plate works well), water, ordinary black pepper and liquid dish soap

Directions:

Step 1: Cover the bottom of your shallow dish with water.

Step 2: Sprinkle black pepper across the surface of the water. Note how the surface tension of the water causes the pepper flakes to float.

Step 3: Stick your finger in the center of the dish; did anything happen? Not much right? You probably just got some pepper flakes stuck to your finger. Now imagine that the pepper flakes are germs.

Step 4: Now dip the tip of your finger into the liquid dish soap—you don't need much.

Step 5: Now stick that finger into the center of the dish. What happens?



Discussion: Your soapy finger chased those pepper flakes to the edges of the plate! Dish soap is formulated to break the surface tension of water, which is why it is so effective on greasy, dirty dishes. And it wasn't until you added soap to the bowl that those "germs" were chased away. This is the reason grown-ups are always asking you to wash your hands with soap!

Click here https://youtu.be/ho0o7H6dXSU?si=NLTm_tk009kantzOS

Orange Bird Feeder



Materials:

- An orange (or citrus fruit)
- String, yarn, or twine
- Birdseed
- Optional: Small sticks or wooden skewers

Instructions:

- 1.Cut the Orange:Cut the orange in half, lengthwise, using a sharp knife.
- 2.Scoop Out the Pulp:Remove the flesh and seeds from the half you will use for the feeder.You can save the pulp for eating or composting.
- 3.Create Holes:Use a pencil, needle, or other pointed object to make four holes in the orange peel, evenly spaced around the top edge.

Orange Bird Feeder

4. Attach String: Cut four pieces of string or yarn, each about 10 inches long. Poke the ends of the string through the holes in the orange peel, making loops to attach to a tree branch.

5. Optional Perches: You can insert small sticks or skewers through opposite holes in the orange peel, creating perches for the birds to sit on.

6. Fill with Seed: Fill the orange cup with birdseed.

7. Hang Up: Tie the ends of the strings together, and hang the orange feeder from a tree branch or other secure location.

Tips:

- Consider using a lemon or grapefruit for a more durable citrus feeder.

- You can also use orange peels from orange juice bottles.

- If you want to create a more decorative feeder, you can tie colorful ribbons or other decorations to the string.

Click here

https://youtu.be/VWFmhCkawnI?si=p_btoKHLHzPMEgg

Paper Folding Activity

<https://youtu.be/F5ADLvIwzas?si=8z6A8LZV4HLBT-Ki>

The Enchanted Hour (English)

<https://youtu.be/ylkQYRLZC50?si=tmLb2fzwbPvJhww0>

<https://youtu.be/Fm9VUjihKJ4?si=VzPMVjem7FeKfuvw>

The Enchanted Hour (Hindi)

<https://youtu.be/ZcDkVNTFf2w?si=4H1I8rxT3TLvufw7>

https://youtu.be/Mydpx_vMNfE?si=VqnAc8zYV1C1NwC_



THANK YOU

**Enjoy your summer
vacations....**